

1
2
3
4
5
6
7
8
9
10
11
12
13
14
15
16
17
18
19
20
21
22
23
24
25
26
27
28
29
30
31
32
33
34
35
36
37
38
39
40
41
42
43
44
45
46
47

RESOLUTION NO. 2016-95

A RESOLUTION OF THE MAYOR AND VILLAGE COUNCIL OF THE VILLAGE OF PALMETTO BAY, FLORIDA, RELATING TO CONTRACTS FOR CONSTRUCTION OF TRAFFIC CALMING IMPROVEMENTS; APPROVING THE SELECTION OF WILLIAMS PAVING COMPANY TO PROVIDE CONSTRUCTION SERVICES FOR THE INSTALLATION OF MULTIPLE PERMANENT ASPHALTIC SPEED TABLES ON SW 148TH STREET BETWEEN SW 87TH AVENUE AND NORTHBOUND LANES OF US-1/SOUTH DIXIE HIGHWAY; FURTHER AUTHORIZING THE VILLAGE MANAGER TO APPROVE EXPENDITURE OF FUNDS IN AN AMOUNT UP TO \$20,000 FOR PERMANENT TRAFFIC CALMING DEVICES THAT WILL SUBSTANTIALLY IMPROVE THE FLOW OF TRAFFIC; PROVIDING FOR AUTHORIZATION; AND PROVIDING FOR AN EFFECTIVE. (Sponsored by Administration)

WHEREAS, the Village of Palmetto Bay continues to be committed to the safety and livability of its residential neighborhoods; and

WHEREAS, Resolution No(s): 2016-60, 2016-61, and 2016-65 authorized expenditures of funds for placement of permanent traffic calming devices on various local residential streets throughout the Village; and

WHEREAS, speed and vehicle volume counts were taken during a 24 hour period along SW 148th ST between SW 87th AV and US-1 / South Dixie Highway; and

WHEREAS, based on field observations and data collected (attached as Exhibit A) relevant to traffic intrusion, excessive traffic volume, speeding, traffic conditions, etc., village administration has determined that the installation of permanent speed tables will immediately discourage speeding and cut-through traffic while a more comprehensive plan is designed to include devices that will dramatically reduce the volume of traffic that traverses this roadway segment; and

WHEREAS, Village administration has determined that speed tables are the most appropriate type of traffic calming device for placement on SW 148th ST between SW 87th AV and US-1 / South Dixie Highway to reduce speeding of vehicles during peak hours; and

WHEREAS, administration requested and received proposals and pricing from three contractors for construction of asphaltic speed tables at various locations throughout the Village of Palmetto Bay, with the lowest most responsive proposal received from Williams Paving Company for an amount of \$5,985.00 per speed table installed; and

WHEREAS, Exhibit B details the locations and number of speed tables planned for immediate installation; and

1 **WHEREAS**, Village administration finds that this Resolution is in the best interest and
2 welfare of the residents of the Village of Palmetto Bay and is requesting that the Village Council
3 authorize the Village Manager to execute an agreement with Williams Paving Company for the
4 construction of speed tables on SW 148th ST between SW 87th AV and US-1 / South Dixie
5 Highway for an amount of \$5,985.00 per speed table with a total project cost not to exceed
6 \$20,000; and
7

8 **WHEREAS**, funding for installation of permanent speed tables in this neighborhood
9 are within the current fiscal year's budget for Neighborhood Traffic Calming Improvements, and
10

11 **WHEREAS**, Upon Village Council approval, Williams Paving Company will install
12 permanent speed tables at the locations identified in Exhibit B in compliance with Village of
13 Palmetto Bay Traffic Calming Procedures.
14


15 **NOW, THEREFORE, BE IT RESOLVED BY THE MAYOR AND VILLAGE**
16 **COUNCIL OF THE VILLAGE OF PALMETTO BAY, FLORIDA, AS FOLLOWS:**


17
18 **Section 1.** The Village Council hereby approves the selection of William Paving Company to
19 construct speed tables on SW 148th ST between SW 87th AV and US-1 / South Dixie Highway
20 for an amount of \$5,985.00 per speed table with a total project cost not to exceed \$20,000.
21

22 **Section 2.** The Village Manager is hereby authorized to execute an agreement with Williams
23 Paving Company for construction of speed tables for a contract amount not to exceed \$20,000,
24 and related documentation on behalf of the Village, once approved as to final form, content and
25 legal sufficiency by the Village Attorney.
26

27 **Section 3.** This Resolution shall become effective upon the date of its adoption herein.
28
29

30 **PASSED and ADOPTED** this 17th day of October 2016.

31
32 Attest: 
33 Missy Arocha
34 Village Clerk
35
36
37



38 Eugene Flinn
39 Mayor
40

41 **APPROVED AS TO FORM AND LEGAL SUFFICIENCY FOR THE USE**
42 **AND RELIANCE OF THE VILLAGE OF PALMETTO BAY, FLORIDA ONLY:**

43 
44 Dexter W. Lehtinen
45 Village Attorney

1	FINAL VOTE AT ADOPTION:	
2		
3	Council Member Karyn Cunningham	<u>YES</u>
4		
5	Council Member Tim Schaffer	<u>YES</u>
6		
7	Council Member Larissa Siegel Lara	<u>YES</u>
8		
9	Vice-Mayor John DuBois	<u>YES</u>
10		
11	Mayor Eugene Flinn	<u>YES</u>

WILLIAMS



OFFICE: 11900 N.W. SOUTH RIVER DRIVE, MEDLEY, FL 33178

Paving Co., Inc.

TELEPHONE: 305-882-1950
FAX: 305-882-1988

Village of Palmetto Bay
9495 SW 180TH ST
Palmetto Bay, FL 33157

Date: 07/27/2016
Phone: (305) 969-5011
Fax: (305) 969-5091

Attn: Danny Casals

Project: Asphalt Speed Tables

Locations: Sw 87th Ct & Sw 168th St, Sw 84th St & Sw 168th St, Sw 86th St & Sw 172nd St
& Sw 174th St & Sw 84th Ave

Plans & Specs by: Corradino
Sheets: 6 OF 7
Dated: N/A
Revisions: None to Date

Description	Qty	Units	SubTotal
CONSTRUCTION OF ASPHALT SPEED TABLE	1.00	EA	\$5,985.00
GRAND TOTAL			\$5,985.00

ADDITIONAL NOTES OR EXCLUSIONS:

1. QUOTED USING ROAD FULL ROAD CLOSURE.
2. NO STAMPED ASPHALT WAS QUOTED ABOVE.
3. THE ABOVE QUOTED IS PER EACH SPEED TABLE.
4. NO BOND WAS INCLUDED IN THE ABOVE QUOTE.

REMARKS: WILLIAMS PAVING CO., SHALL NOT BE HELD RESPONSIBLE FOR THE FOLLOWING UNLESS SPECIFIED ABOVE.

- Notes
- 1) Broken Sidewalks.
 - 2) Damaged underground installations not marked.
 - 3) Water ponding or grass growing through resurface jobs.
 - 4) Permits, testing, asbuilts, and permit processing.
 - 5) Sodding, topsoil, landscape area fill and grading.
 - 6) Clearing, grubbing, demolition, and soil treatment
 - 7) All fill quantities are based on owner supplied Topo, No demucking is included unless soil borings are provided.
 - 8) Building cut back and footing excavation by others.
 - 9) Removal or disposal of contaminated material, debris or tires.
 - 10) All proposals are based on one mobilization, please advise if additional are required.
 - 11) Above prices are based on a complete job, the price is subject to change if any items are deleted.
 - 12) Unless specified above, subgrade to be provided by others to +/- .10"
 - 13) Material prices are good for six months.
 - 14) Night work, police or security is not included.

WILLIAMS PAVING CO., INC. RESERVES THE RIGHT TO WITHDRAW THIS CONTRACT IF IT IS NOT ACCEPTED WITHIN THIRTY (30) DAYS. Interest at 18% per annum plus legal costs to collect will be charged on past due invoices.

THE ABOVE PROPOSAL IS HEARBY ACCEPTED:

Danny Casals
Village of Palmetto Bay

Javier Gonzalez
Williams Paving Co., Inc.

Traffic Survey Specialists, Inc. Daily Westbound Speeds (MPH)

Study Date: Thursday, 08/25/2016

Unit ID: California

Location: SW 148th Street East of SW 89th Avenue

Posted Speed: 30

Comments: Palmetto Bay, Florida

	0-10	10-15	15-20	20-25	25-30	30-35	35-38	38-41	41-44	44-47	47-50	50-53	53-56	56-59	59-69	Total
00:00 - 00:14	0	0	0	0	0	1	0	0	0	0	0	0	0	0	0	1
00:15 - 00:29	0	0	0	0	0	2	0	0	0	0	0	0	0	0	0	2
00:30 - 00:44	0	0	0	0	1	1	0	0	0	0	0	0	0	0	0	2
00:45 - 00:59	0	0	0	0	0	0	0	0	0	0	0	0	0	0	0	0
01:00 - 01:14	0	0	0	0	0	1	0	0	0	0	0	0	0	0	0	1
01:15 - 01:29	0	0	0	0	0	1	0	0	0	0	0	0	0	0	0	1
01:30 - 01:44	0	0	0	0	0	0	0	0	0	0	0	0	0	0	0	0
01:45 - 01:59	0	0	0	0	0	0	0	0	0	0	0	0	0	0	0	0
02:00 - 02:14	0	0	0	0	0	0	0	0	0	0	0	0	0	0	0	0
02:15 - 02:29	0	0	0	0	0	0	0	0	0	0	0	0	0	0	0	0
02:30 - 02:44	0	0	0	1	0	0	0	0	0	0	0	0	0	0	0	1
02:45 - 02:59	0	0	0	0	0	0	0	0	0	0	0	0	0	0	0	0
03:00 - 03:14	0	0	0	0	0	0	0	0	0	0	0	0	0	0	0	0
03:15 - 03:29	0	0	0	0	0	0	0	0	0	0	0	0	0	0	0	0
03:30 - 03:44	0	0	0	0	0	0	0	0	0	0	0	0	0	0	0	0
03:45 - 03:59	0	0	0	0	0	0	0	0	0	0	0	0	0	0	0	0
04:00 - 04:14	0	0	0	0	0	0	0	0	0	0	0	0	0	0	0	0
04:15 - 04:29	0	0	0	0	0	0	0	0	0	0	0	0	0	0	0	0
04:30 - 04:44	0	0	0	0	0	0	0	0	0	0	0	0	0	0	0	0
04:45 - 04:59	0	0	1	0	1	0	0	0	0	0	0	0	0	0	0	2
05:00 - 05:14	0	0	0	0	0	1	0	0	0	0	0	0	0	0	0	1
05:15 - 05:29	0	0	0	0	1	0	0	0	1	0	0	0	0	0	0	2
05:30 - 05:44	0	0	1	0	0	1	0	0	0	0	0	0	0	0	0	2
05:45 - 05:59	0	0	0	1	2	3	0	0	0	0	0	0	0	0	0	6
06:00 - 06:14	0	0	1	1	5	1	0	0	0	0	0	0	0	0	0	8
06:15 - 06:29	0	0	1	1	5	0	0	0	0	0	0	0	0	0	0	7
06:30 - 06:44	0	0	1	2	2	4	0	0	0	0	0	0	0	0	0	9
06:45 - 06:59	0	0	0	1	4	4	1	0	0	0	0	0	0	0	0	10
07:00 - 07:14	0	0	0	1	8	12	4	1	1	0	0	0	0	0	0	25
07:15 - 07:29	0	0	0	1	7	7	1	2	1	0	0	0	0	0	0	19
07:30 - 07:44	0	0	0	0	2	4	5	1	0	0	0	0	0	0	0	12
07:45 - 07:59	0	1	1	1	7	8	3	0	0	0	0	0	0	0	0	21
08:00 - 08:14	0	0	0	3	9	9	4	1	0	0	0	0	0	0	0	26
08:15 - 08:29	0	0	1	3	13	9	1	0	0	0	0	0	0	0	0	27
08:30 - 08:44	0	0	0	3	15	9	2	2	0	0	1	0	0	0	0	32
08:45 - 08:59	0	0	1	6	20	19	1	4	0	0	0	0	0	0	0	51
09:00 - 09:14	0	0	1	11	17	9	1	1	1	0	0	0	0	0	0	41
09:15 - 09:29	0	0	1	2	7	9	3	1	1	0	0	0	0	0	0	24
09:30 - 09:44	0	0	0	3	6	10	4	1	1	0	0	0	0	0	0	26
09:45 - 09:59	0	0	0	0	7	13	4	2	0	1	0	0	0	0	0	27
10:00 - 10:14	0	0	0	2	5	9	2	2	1	0	0	0	0	0	0	21
10:15 - 10:29	0	0	0	3	8	8	3	1	0	1	0	0	0	0	0	24
10:30 - 10:44	0	1	1	1	4	10	4	1	0	0	0	0	0	0	0	22
10:45 - 10:59	0	0	0	0	7	5	4	2	0	0	0	0	0	0	0	18
11:00 - 11:14	0	0	0	3	6	10	2	1	0	0	0	0	0	0	0	22
11:15 - 11:29	0	0	0	1	6	10	4	2	0	0	0	0	0	0	0	23
11:30 - 11:44	0	0	1	5	2	5	3	1	1	0	0	0	0	0	0	18
11:45 - 11:59	0	0	1	0	1	2	5	2	0	0	0	0	0	0	0	11
12:00 - 12:14	0	0	0	3	13	9	5	1	0	0	0	0	0	0	0	31
12:15 - 12:29	0	0	0	6	8	12	3	0	1	0	0	0	0	0	0	30
12:30 - 12:44	0	0	0	1	7	7	2	1	2	0	0	0	0	0	0	20

Traffic Survey Specialists, Inc. Daily Westbound Speeds (MPH)

Study Date: Thursday, 08/25/2016

Unit ID: California

Location: SW 148th Street East of SW 89th Avenue

Posted Speed: 30

Comments: Palmetto Bay, Florida

	0-10	10-15	15-20	20-25	25-30	30-35	35-38	38-41	41-44	44-47	47-50	50-53	53-56	56-59	59-69	Total
12:45 - 12:59	0	0	0	0	8	9	6	1	0	0	0	0	0	0	0	24
13:00 - 13:14	0	0	0	2	5	9	1	1	0	0	0	0	0	0	0	19
13:15 - 13:29	0	0	0	0	9	13	2	0	0	0	0	0	0	0	0	24
13:30 - 13:44	0	0	1	0	6	16	2	1	0	0	0	0	0	0	0	26
13:45 - 13:59	0	0	1	2	5	9	2	1	1	0	0	0	0	0	0	21
14:00 - 14:14	0	0	0	4	8	9	1	3	0	0	0	0	0	0	0	28
14:15 - 14:29	0	0	0	1	3	14	3	0	1	0	0	0	0	0	0	22
14:30 - 14:44	0	0	0	2	8	6	1	0	2	2	0	0	0	0	0	21
14:45 - 14:59	0	0	0	0	6	8	5	2	0	1	0	0	0	0	0	22
15:00 - 15:14	0	0	0	4	8	11	2	0	0	0	0	0	0	0	0	25
15:15 - 15:29	0	0	1	2	22	12	6	1	0	0	0	0	0	0	0	44
15:30 - 15:44	0	0	1	3	9	11	5	0	0	0	0	0	0	0	1	30
15:45 - 15:59	0	0	1	2	11	13	2	3	0	0	0	0	0	0	0	32
16:00 - 16:14	0	0	1	3	10	13	3	3	3	0	0	0	0	0	0	39
16:15 - 16:29	0	0	0	4	14	13	7	0	2	1	0	0	0	0	0	41
16:30 - 16:44	0	0	2	0	8	17	4	3	1	0	0	0	0	0	0	36
16:45 - 16:59	0	1	0	3	5	10	4	1	4	0	0	0	0	0	0	29
17:00 - 17:14	0	0	1	4	12	16	6	1	0	0	0	0	0	0	0	40
17:15 - 17:29	0	0	2	3	10	16	3	1	0	0	0	0	0	0	0	36
17:30 - 17:44	0	0	0	4	6	11	1	3	1	0	0	0	0	0	0	28
17:45 - 17:59	0	0	0	3	9	8	2	2	1	0	0	1	0	0	0	26
18:00 - 18:14	0	0	2	0	13	10	2	2	1	0	1	0	0	0	0	31
18:15 - 18:29	0	0	1	1	10	14	3	0	0	1	0	0	0	0	0	30
18:30 - 18:44	0	0	0	3	6	3	7	2	0	0	0	0	0	0	0	21
18:45 - 18:59	0	0	0	3	6	5	2	1	2	0	0	0	0	0	0	19
19:00 - 19:14	0	0	0	1	13	9	1	5	0	0	0	0	0	0	0	29
19:15 - 19:29	0	0	0	1	7	6	4	0	0	1	0	0	0	0	0	19
19:30 - 19:44	0	0	1	2	8	9	0	2	0	0	0	0	0	0	0	22
19:45 - 19:59	0	0	0	2	5	5	1	2	2	0	0	0	0	0	0	17
20:00 - 20:14	0	0	0	1	4	9	2	1	0	0	0	0	0	0	0	17
20:15 - 20:29	0	0	1	1	5	3	0	0	0	0	0	0	0	0	0	10
20:30 - 20:44	0	0	0	2	4	5	3	0	0	0	0	0	0	0	0	14
20:45 - 20:59	0	0	1	4	5	6	2	0	0	0	0	0	0	0	0	18
21:00 - 21:14	0	0	0	2	2	2	0	1	0	0	0	0	0	0	0	7
21:15 - 21:29	0	0	0	0	2	2	1	2	0	0	0	0	0	0	0	7
21:30 - 21:44	0	0	0	0	2	3	1	0	0	0	0	0	0	0	0	8
21:45 - 21:59	0	0	0	1	2	3	1	1	0	0	0	0	0	0	0	8
22:00 - 22:14	0	0	1	1	1	1	0	0	0	0	0	0	0	0	0	4
22:15 - 22:29	0	0	0	0	3	4	1	0	0	0	0	0	0	0	0	8
22:30 - 22:44	0	0	0	0	1	2	0	0	0	0	1	0	0	0	0	4
22:45 - 22:59	0	0	0	1	0	0	0	0	0	0	0	0	0	0	0	1
23:00 - 23:14	0	0	0	0	0	0	0	0	0	0	0	0	0	0	0	0
23:15 - 23:29	0	0	0	0	0	0	0	0	0	1	1	0	0	0	0	2
23:30 - 23:44	0	0	0	1	0	1	0	0	0	0	0	0	0	0	0	2
23:45 - 23:59	0	0	0	0	1	0	0	0	0	0	0	0	0	0	0	1
Totals	0	3	31	139	486	571	170	76	32	10	4	1	0	0	1	1524
Percent of Total	0.0	0.2	2.0	9.1	31.9	37.5	11.2	5.0	2.1	0.7	0.3	0.1	0.0	0.0	0.1	100
Percent of AM	0.0	0.4	2.4	10.3	32.3	36.1	11.2	5.1	1.5	0.6	0.2	0.0	0.0	0.0	0.0	100
Percent of PM	0.0	0.1	1.8	8.5	31.7	38.2	11.1	4.9	2.5	0.7	0.3	0.1	0.0	0.0	0.1	100

Traffic Survey Specialists, Inc. Daily Westbound Speeds (MPH)

Study Date: Thursday, 08/25/2016

Unit ID: California

Location: SW 148th Street East of SW 89th Avenue

Posted Speed: 30

Comments: Palmetto Bay, Florida

Standard Deviation: 5.7 MPH
Mean Speed: 31.3 MPH
Median Speed: 31.1 MPH
Modal Speed: 33.0 MPH

Ten Mile Pace: 25 to 34 MPH
Percent in Ten Mile Pace: 69.4%

85th Percentile: 36.6 MPH
15th Percentile: 25.7 MPH
90th Percentile: 38.3 MPH
95th Percentile: 40.5 MPH

Traffic Survey Specialists, Inc. Daily Eastbound Speeds (MPH)

Study Date: Thursday, 08/25/2016

Unit ID: California

Location: SW 148th Street East of SW 89th Avenue

Posted Speed: 30

Comments: Palmetto Bay, Florida

	0-10	10-15	15-20	20-25	25-30	30-35	35-38	38-41	41-44	44-47	47-50	50-53	53-56	56-59	59-99	Total
00:00 - 00:14	0	0	0	0	0	0	0	0	0	0	0	0	0	0	0	0
00:15 - 00:29	0	0	0	0	0	1	1	0	0	0	0	0	0	0	0	2
00:30 - 00:44	0	0	0	0	1	0	0	1	0	0	0	0	0	0	0	2
00:45 - 00:59	0	0	0	1	2	1	0	0	0	0	0	0	0	0	0	4
01:00 - 01:14	0	0	0	0	0	0	0	0	0	0	0	0	0	0	0	0
01:15 - 01:29	0	0	0	0	2	0	0	0	0	0	0	0	0	0	0	2
01:30 - 01:44	0	0	0	0	1	0	0	0	0	0	0	0	0	0	0	1
01:45 - 01:59	0	0	0	0	0	0	0	0	0	0	0	0	0	0	0	0
02:00 - 02:14	0	0	0	0	0	0	0	0	0	0	0	0	0	0	0	0
02:15 - 02:29	0	0	0	0	0	0	1	0	0	0	0	0	0	0	0	1
02:30 - 02:44	0	0	0	0	0	0	0	0	0	0	0	0	0	0	0	0
02:45 - 02:59	0	0	0	0	0	0	0	0	0	0	0	0	0	0	0	0
03:00 - 03:14	0	0	0	0	0	0	0	0	0	0	0	0	0	0	0	0
03:15 - 03:29	0	0	0	0	0	0	0	0	0	0	0	0	0	0	0	0
03:30 - 03:44	0	0	0	0	0	0	0	0	1	0	0	0	0	0	0	1
03:45 - 03:59	0	0	0	0	0	0	0	0	0	0	0	0	0	0	0	0
04:00 - 04:14	0	0	0	1	0	0	0	1	0	0	0	0	0	0	0	2
04:15 - 04:29	0	0	0	0	0	0	0	0	0	0	0	0	0	0	0	0
04:30 - 04:44	0	0	0	0	0	0	0	0	0	0	0	0	0	0	0	0
04:45 - 04:59	0	0	0	0	0	0	0	0	0	0	0	0	0	0	0	0
05:00 - 05:14	0	0	0	2	0	0	0	0	0	0	0	0	0	0	0	2
05:15 - 05:29	0	0	0	0	0	0	0	0	0	0	0	0	0	0	0	0
05:30 - 05:44	0	0	0	0	0	1	0	0	0	0	0	0	0	0	0	1
05:45 - 05:59	0	0	0	1	1	1	0	0	0	0	0	0	0	0	0	3
06:00 - 06:14	0	0	0	2	1	1	1	0	0	0	0	0	0	0	0	5
06:15 - 06:29	0	0	1	2	3	2	1	0	0	0	0	0	0	0	0	9
06:30 - 06:44	0	0	1	1	2	0	0	2	0	0	0	0	0	0	0	6
06:45 - 06:59	0	0	0	4	4	4	1	1	1	0	0	0	0	0	0	15
07:00 - 07:14	0	0	0	2	1	2	5	1	0	1	0	0	0	0	0	12
07:15 - 07:29	0	0	0	2	7	3	0	1	0	0	0	0	0	0	0	13
07:30 - 07:44	1	0	0	3	6	6	2	0	0	0	0	0	0	0	0	18
07:45 - 07:59	0	0	2	1	8	6	0	2	0	0	0	0	0	0	0	19
08:00 - 08:14	0	0	0	4	14	8	2	2	1	0	0	0	0	0	0	31
08:15 - 08:29	0	0	0	6	15	14	1	1	1	0	0	0	0	0	0	39
08:30 - 08:44	0	0	1	3	8	6	1	0	0	0	0	0	0	0	0	19
08:45 - 08:59	0	0	0	3	4	7	1	0	0	0	1	0	0	0	0	16
09:00 - 09:14	0	0	1	6	6	7	1	1	0	1	0	0	0	0	0	22
09:15 - 09:29	0	0	1	4	7	5	0	0	0	0	0	0	0	0	0	17
09:30 - 09:44	0	0	0	2	5	4	0	1	0	0	0	0	0	0	0	12
09:45 - 09:59	0	0	0	4	8	5	0	0	0	0	0	0	0	0	0	17
10:00 - 10:14	0	0	0	1	9	6	0	0	0	0	0	0	0	0	0	16
10:15 - 10:29	0	0	0	4	8	6	0	1	0	0	0	0	0	0	0	19
10:30 - 10:44	0	0	0	4	10	5	0	1	1	0	0	0	0	0	0	21
10:45 - 10:59	0	0	0	2	4	6	1	0	0	0	0	0	0	0	0	13
11:00 - 11:14	0	0	0	2	5	7	3	0	0	0	0	0	0	0	0	17
11:15 - 11:29	0	0	0	3	4	2	1	1	1	0	0	0	0	0	0	12
11:30 - 11:44	0	0	0	0	6	6	2	0	0	0	0	0	0	0	0	14
11:45 - 11:59	0	0	0	1	4	7	1	1	1	0	0	0	0	0	0	15
12:00 - 12:14	0	0	0	2	6	16	2	1	0	0	0	0	0	0	0	27
12:15 - 12:29	0	0	0	2	6	6	1	1	0	0	0	0	0	0	0	16
12:30 - 12:44	0	0	0	2	10	5	1	1	0	0	0	0	0	0	0	19

Traffic Survey Specialists, Inc. Daily Eastbound Speeds (MPH)

Study Date: Thursday, 08/26/2016

Unit ID: California

Location: SW 148th Street East of SW 89th Avenue

Posted Speed: 30

Comments: Palmetto Bay, Florida

	0-10	10-15	15-20	20-25	25-30	30-35	35-38	38-41	41-44	44-47	47-50	50-53	53-56	56-59	59-69	Total
12:45 - 12:59	0	0	0	5	8	11	2	0	0	0	0	0	0	0	0	26
13:00 - 13:14	0	0	0	3	4	9	1	2	0	0	0	0	0	0	0	19
13:15 - 13:29	0	0	0	3	13	12	3	0	0	0	0	0	0	0	0	31
13:30 - 13:44	0	2	1	6	9	10	0	1	1	0	0	0	0	0	0	29
13:45 - 13:59	0	1	1	2	6	8	3	2	0	0	0	0	0	0	0	23
14:00 - 14:14	0	0	1	2	5	7	3	1	1	0	0	0	0	0	0	20
14:15 - 14:29	0	0	0	3	6	8	2	0	2	0	0	0	0	0	0	22
14:30 - 14:44	0	0	0	1	7	10	2	1	0	0	0	1	0	0	0	22
14:45 - 14:59	0	1	0	1	11	6	2	2	1	0	0	0	0	0	0	24
15:00 - 15:14	0	0	1	2	11	6	3	0	0	0	0	0	0	0	0	23
15:15 - 15:29	0	0	0	8	10	9	3	0	0	0	0	0	0	0	0	28
15:30 - 15:44	0	1	0	7	7	7	2	0	0	0	0	0	0	0	0	24
15:45 - 15:59	0	0	0	5	6	9	3	1	0	0	0	0	0	0	0	24
16:00 - 16:14	0	0	0	3	11	12	3	0	0	1	0	0	0	0	0	30
16:15 - 16:29	0	0	0	2	12	6	2	0	1	0	0	0	0	0	0	22
16:30 - 16:44	0	0	1	11	12	7	1	1	1	0	0	0	0	0	0	34
16:45 - 16:59	0	2	1	5	11	11	3	0	0	0	0	0	0	0	0	33
17:00 - 17:14	0	0	1	5	14	10	1	1	0	0	0	0	0	0	0	32
17:15 - 17:29	0	0	0	4	11	10	1	0	0	1	0	0	0	0	0	27
17:30 - 17:44	0	0	1	4	9	6	1	0	0	0	0	0	0	0	0	21
17:45 - 17:59	0	0	0	6	10	4	1	1	1	0	0	0	0	0	0	23
18:00 - 18:14	0	0	0	1	6	2	2	0	1	0	0	0	0	0	0	12
18:15 - 18:29	0	0	1	2	12	14	0	0	1	0	0	0	0	0	0	30
18:30 - 18:44	0	0	0	3	9	6	3	3	1	0	0	0	0	0	0	25
18:45 - 18:59	0	0	0	6	9	2	2	3	0	0	0	0	0	0	0	22
19:00 - 19:14	0	0	1	1	6	7	3	1	0	0	0	0	0	0	0	19
19:15 - 19:29	0	0	2	0	5	14	1	0	0	0	0	0	0	0	0	22
19:30 - 19:44	0	0	0	1	8	2	1	1	0	1	0	0	0	0	0	14
19:45 - 19:59	0	0	0	1	9	6	3	0	0	0	0	0	0	0	0	19
20:00 - 20:14	0	0	0	1	10	4	1	0	0	2	0	0	0	0	0	18
20:15 - 20:29	1	0	0	0	5	9	1	2	0	0	0	0	0	0	0	18
20:30 - 20:44	0	0	2	2	10	3	1	0	0	0	0	0	0	0	0	18
20:45 - 20:59	0	0	1	2	3	2	3	0	0	0	0	0	0	0	0	11
21:00 - 21:14	0	0	0	2	5	6	2	0	1	0	0	0	0	0	0	16
21:15 - 21:29	0	0	0	0	2	4	1	0	0	0	0	0	0	0	0	7
21:30 - 21:44	0	0	1	2	3	5	0	0	0	0	0	0	0	0	0	11
21:45 - 21:59	0	0	0	1	5	7	0	0	0	0	0	0	0	0	0	13
22:00 - 22:14	0	0	0	2	2	2	0	0	0	0	0	0	0	0	0	8
22:15 - 22:29	0	0	0	0	1	3	0	0	0	0	0	0	0	0	0	4
22:30 - 22:44	0	0	1	0	4	0	0	1	0	0	0	0	0	0	0	6
22:45 - 22:59	0	0	0	1	0	1	0	0	0	0	0	0	0	0	0	2
23:00 - 23:14	0	0	0	1	1	0	0	0	0	0	0	0	0	0	0	2
23:15 - 23:29	0	0	0	1	0	1	1	0	0	0	0	0	0	0	0	3
23:30 - 23:44	0	0	0	0	0	2	2	0	0	0	0	0	0	0	0	4
23:45 - 23:59	0	0	0	0	0	0	0	1	0	0	0	0	0	0	0	1
Totals	2	7	24	191	486	436	99	46	19	7	1	1	0	0	0	1319
Percent of Total	0.2	0.5	1.8	14.5	36.8	33.1	7.5	3.5	1.4	0.5	0.1	0.1	0.0	0.0	0.0	100
Percent of AM	0.2	0.0	1.7	16.6	37.4	30.9	6.2	4.3	1.7	0.5	0.2	0.0	0.0	0.0	0.0	100
Percent of PM	0.1	0.8	1.9	13.4	38.6	34.0	8.1	3.1	1.3	0.6	0.0	0.1	0.0	0.0	0.0	100

Traffic Survey Specialists, Inc. Daily Eastbound Speeds (MPH)

Study Date: Thursday, 08/26/2016

Unit ID: California

Location: SW 148th Street East of SW 89th Avenue

Posted Speed: 30

Comments: Palmetto Bay, Florida

Standard Deviation: 5.6 MPH
Mean Speed: 30.1 MPH
Median Speed: 30.4 MPH
Modal Speed: 28.0 MPH

Ten Mile Pace: 25 to 34 MPH
Percent in Ten Mile Pace: 69.9%

65th Percentile: 35.7 MPH
15th Percentile: 25.2 MPH
90th Percentile: 36.6 MPH
95th Percentile: 36.7 MPH

Traffic Survey Specialists, Inc. Daily Total Speeds (MPH)

Study Date: Thursday, 08/25/2016

Unit ID: California

Location: SW 148th Street East of SW 89th Avenue

Posted Speed: 30

Comments: Palmetto Bay, Florida

	0-10	10-15	15-20	20-25	25-30	30-35	35-38	38-41	41-44	44-47	47-50	50-53	53-56	56-59	59-99	Total
00:00 - 00:14	0	0	0	0	0	1	0	0	0	0	0	0	0	0	0	1
00:15 - 00:29	0	0	0	0	0	3	1	0	0	0	0	0	0	0	0	4
00:30 - 00:44	0	0	0	0	2	1	0	1	0	0	0	0	0	0	0	4
00:45 - 00:59	0	0	0	1	2	1	0	0	0	0	0	0	0	0	0	4
01:00 - 01:14	0	0	0	0	0	1	0	0	0	0	0	0	0	0	0	1
01:15 - 01:29	0	0	0	0	2	1	0	0	0	0	0	0	0	0	0	3
01:30 - 01:44	0	0	0	0	1	0	0	0	0	0	0	0	0	0	0	1
01:45 - 01:59	0	0	0	0	0	0	0	0	0	0	0	0	0	0	0	0
02:00 - 02:14	0	0	0	0	0	0	0	0	0	0	0	0	0	0	0	0
02:15 - 02:29	0	0	0	0	0	0	1	0	0	0	0	0	0	0	0	1
02:30 - 02:44	0	0	0	1	0	0	0	0	0	0	0	0	0	0	0	1
02:45 - 02:59	0	0	0	0	0	0	0	0	0	0	0	0	0	0	0	0
03:00 - 03:14	0	0	0	0	0	0	0	0	0	0	0	0	0	0	0	0
03:15 - 03:29	0	0	0	0	0	0	0	0	0	0	0	0	0	0	0	0
03:30 - 03:44	0	0	0	0	0	0	0	0	1	0	0	0	0	0	0	1
03:45 - 03:59	0	0	0	0	0	0	0	0	0	0	0	0	0	0	0	0
04:00 - 04:14	0	0	0	1	0	0	0	1	0	0	0	0	0	0	0	2
04:15 - 04:29	0	0	0	0	0	0	0	0	0	0	0	0	0	0	0	0
04:30 - 04:44	0	0	0	0	0	0	0	0	0	0	0	0	0	0	0	0
04:45 - 04:59	0	0	1	0	1	0	0	0	0	0	0	0	0	0	0	2
05:00 - 05:14	0	0	0	2	0	1	0	0	0	0	0	0	0	0	0	3
05:15 - 05:29	0	0	0	0	1	0	0	0	1	0	0	0	0	0	0	2
05:30 - 05:44	0	0	1	0	0	2	0	0	0	0	0	0	0	0	0	3
05:45 - 05:59	0	0	0	2	3	4	0	0	0	0	0	0	0	0	0	9
06:00 - 06:14	0	0	1	3	6	2	1	0	0	0	0	0	0	0	0	13
06:15 - 06:29	0	0	2	3	8	2	1	0	0	0	0	0	0	0	0	16
06:30 - 06:44	0	0	2	3	4	4	0	2	0	0	0	0	0	0	0	15
06:45 - 06:59	0	0	0	5	8	8	2	1	1	0	0	0	0	0	0	25
07:00 - 07:14	0	0	0	3	7	14	9	2	1	1	0	0	0	0	0	37
07:15 - 07:29	0	0	0	3	14	10	1	3	1	0	0	0	0	0	0	32
07:30 - 07:44	1	0	0	3	8	10	7	1	0	0	0	0	0	0	0	30
07:45 - 07:59	0	1	3	2	15	14	3	2	0	0	0	0	0	0	0	40
08:00 - 08:14	0	0	0	7	23	17	6	3	1	0	0	0	0	0	0	57
08:15 - 08:29	0	0	1	9	28	23	2	1	1	0	0	0	0	0	0	55
08:30 - 08:44	0	0	1	6	23	15	3	2	0	0	1	0	0	0	0	51
08:45 - 08:59	0	0	1	9	24	20	2	4	0	0	1	0	0	0	0	67
09:00 - 09:14	0	0	2	16	23	18	2	2	1	1	0	0	0	0	0	63
09:15 - 09:29	0	0	2	6	14	14	3	1	1	0	0	0	0	0	0	41
09:30 - 09:44	0	0	0	5	11	14	4	2	1	1	0	0	0	0	0	38
09:45 - 09:59	0	0	0	4	15	18	4	2	0	1	0	0	0	0	0	44
10:00 - 10:14	0	0	0	3	14	15	2	2	1	0	0	0	0	0	0	37
10:15 - 10:29	0	0	0	7	16	14	3	2	0	1	0	0	0	0	0	43
10:30 - 10:44	0	1	1	5	14	15	4	2	1	0	0	0	0	0	0	43
10:45 - 10:59	0	0	0	2	11	11	5	2	0	0	0	0	0	0	0	31
11:00 - 11:14	0	0	0	5	11	17	5	1	0	0	0	0	0	0	0	39
11:15 - 11:29	0	0	0	4	10	12	5	3	1	0	0	0	0	0	0	35
11:30 - 11:44	0	0	1	5	8	11	5	1	1	0	0	0	0	0	0	32
11:45 - 11:59	0	0	1	1	5	9	6	3	1	0	0	0	0	0	0	26
12:00 - 12:14	0	0	0	5	19	25	7	2	0	0	0	0	0	0	0	58
12:15 - 12:29	0	0	0	8	14	18	4	1	1	0	0	0	0	0	0	46
12:30 - 12:44	0	0	0	3	17	12	3	2	2	0	0	0	0	0	0	39

Traffic Survey Specialists, Inc. Daily Total Speeds (MPH)

Study Date: Thursday, 08/25/2016

Unit ID: California

Location: SW 148th Street East of SW 89th Avenue

Posted Speed: 30

Comments: Palmetto Bay, Florida

	0-10	10-15	15-20	20-25	25-30	30-35	35-39	39-41	41-44	44-47	47-50	50-53	53-56	56-59	59-99	Total
12:45 - 12:59	0	0	0	5	16	20	8	1	0	0	0	0	0	0	0	50
13:00 - 13:14	0	0	0	6	9	18	2	3	0	0	0	0	0	0	0	37
13:15 - 13:29	0	0	0	3	22	25	5	0	0	0	0	0	0	0	0	55
13:30 - 13:44	0	2	2	5	15	26	2	2	1	0	0	0	0	0	0	65
13:45 - 13:59	0	1	2	4	11	17	5	3	1	0	0	0	0	0	0	44
14:00 - 14:14	0	0	1	6	13	16	4	4	1	0	0	0	0	0	0	45
14:15 - 14:29	0	0	0	4	9	23	5	0	3	0	0	0	0	0	0	44
14:30 - 14:44	0	0	0	3	15	16	3	1	2	0	1	0	0	0	0	43
14:45 - 14:59	0	1	0	1	17	14	7	4	1	1	0	0	0	0	0	46
15:00 - 15:14	0	0	1	6	19	17	5	0	0	0	0	0	0	0	0	48
15:15 - 15:29	0	0	1	8	32	21	9	1	0	0	0	0	0	0	0	72
15:30 - 15:44	0	1	1	10	16	18	7	0	0	0	0	0	0	0	1	54
15:45 - 15:59	0	0	1	7	17	22	5	4	0	0	0	0	0	0	0	56
16:00 - 16:14	0	0	1	6	21	25	6	3	3	1	0	0	0	0	0	66
16:15 - 16:29	0	0	0	6	26	18	9	0	3	1	0	0	0	0	0	63
16:30 - 16:44	0	0	3	11	20	24	5	4	2	0	0	0	0	0	0	69
16:45 - 16:59	0	3	1	8	18	21	7	1	4	0	0	0	0	0	0	61
17:00 - 17:14	0	0	2	9	26	26	7	2	0	0	0	0	0	0	0	72
17:15 - 17:29	0	0	2	7	21	26	4	1	0	1	0	0	0	0	0	62
17:30 - 17:44	0	0	1	8	16	17	2	3	1	0	0	0	0	0	0	47
17:45 - 17:59	0	0	0	9	19	12	3	3	2	0	0	1	0	0	0	49
18:00 - 18:14	0	0	2	1	19	12	4	2	2	0	1	0	0	0	0	43
18:15 - 18:29	0	0	2	3	22	28	3	0	1	1	0	0	0	0	0	60
18:30 - 18:44	0	0	0	6	15	9	10	5	1	0	0	0	0	0	0	46
18:45 - 18:59	0	0	0	9	15	7	4	4	2	0	0	0	0	0	0	41
19:00 - 19:14	0	0	1	2	19	16	4	6	0	0	0	0	0	0	0	48
19:15 - 19:29	0	0	2	1	12	20	5	0	0	1	0	0	0	0	0	41
19:30 - 19:44	0	0	1	3	16	11	1	3	0	1	0	0	0	0	0	36
19:45 - 19:59	0	0	0	3	14	11	4	2	2	0	0	0	0	0	0	36
20:00 - 20:14	0	0	0	2	14	13	3	1	0	2	0	0	0	0	0	35
20:15 - 20:29	1	0	1	1	10	12	1	2	0	0	0	0	0	0	0	28
20:30 - 20:44	0	0	2	4	14	8	4	0	0	0	0	0	0	0	0	32
20:45 - 20:59	0	0	2	6	8	8	5	0	0	0	0	0	0	0	0	29
21:00 - 21:14	0	0	0	4	7	8	2	1	1	0	0	0	0	0	0	23
21:15 - 21:29	0	0	0	0	4	8	2	2	0	0	0	0	0	0	0	14
21:30 - 21:44	0	0	1	2	5	8	1	0	0	0	0	0	0	0	0	17
21:45 - 21:59	0	0	0	2	7	10	1	1	0	0	0	0	0	0	0	21
22:00 - 22:14	0	0	1	3	3	3	0	0	0	0	0	0	0	0	0	10
22:15 - 22:29	0	0	0	0	4	7	1	0	0	0	0	0	0	0	0	12
22:30 - 22:44	0	0	1	0	5	2	0	1	0	0	1	0	0	0	0	10
22:45 - 22:59	0	0	0	2	0	1	0	0	0	0	0	0	0	0	0	3
23:00 - 23:14	0	0	0	1	1	0	0	0	0	0	0	0	0	0	0	2
23:15 - 23:29	0	0	0	1	0	1	1	0	0	1	1	0	0	0	0	6
23:30 - 23:44	0	0	0	1	0	3	2	0	0	0	0	0	0	0	0	6
23:45 - 23:59	0	0	0	0	1	0	0	1	0	0	0	0	0	0	0	2
Totals	2	10	55	330	972	1007	289	122	51	17	5	2	0	0	1	2843
Percent of Total	0.1	0.4	1.9	11.6	34.2	35.4	9.5	4.3	1.8	0.6	0.2	0.1	0.0	0.0	0.0	100
Percent of AM	0.1	0.2	2.1	13.1	34.5	33.9	9.0	4.8	1.8	0.5	0.2	0.0	0.0	0.0	0.0	100
Percent of PM	0.1	0.4	1.9	10.8	34.0	36.2	9.7	4.0	1.9	0.6	0.2	0.1	0.0	0.0	0.1	100

Traffic Survey Specialists, Inc. Daily Total Speeds (MPH)

Study Date: Thursday, 08/25/2016

Unit ID: California

Location: SW 148th Street East of SW 89th Avenue

Posted Speed: 30

Comments: Palmetto Bay, Florida

Standard Deviation: 5.7 MPH
Mean Speed: 30.7 MPH
Median Speed: 30.3 MPH
Modal Speed: 33.0 MPH

Ten Mile Pace: 25 to 34 MPH
Percent in Ten Mile Pace: 69.6%

85th Percentile: 35.6 MPH
15th Percentile: 25.2 MPH
90th Percentile: 37.7 MPH
95th Percentile: 39.8 MPH

EXHIBIT B



3.



2.



1.

